



Branding Guidelines



Contents

Welcome note	04
Objective	05
Adherence	06
Branding elements	08
Logo color codes	09
Logo usage	10
Zoho bundle logos	12
Zoho product logos	14
Domain and website	16
Website (Zoho partner website guidelines)	23
Domain names	26
Company and product names	27
Marketing	28
Marketing collateral & co-branding	29
Social media marketing	34
Rankings and recognitions	36
Events and webinars	40
Zoho Partner badges	44



Building success together!

Welcome note

Welcome to Zoho's Partner branding guidelines. Created for partners and event sponsors, these guidelines complement Zoho's organization policies. The guidelines may be shared with your organization's design and marketing teams. It is vital to ensure that all your marketing materials adhere to Zoho's branding policies.

Objective

These guidelines aim to empower Zoho's partners and events sponsors to:

Accurately and effectively referencing Zoho brands.

Creating marketing materials that are both impactful and clear.

Adherence

As a Zoho partner, it is important for you to adhere to our Zoho Partner branding guidelines and comply with all relevant intellectual property laws when using brands, logos, domain names, and creative assets.

Please note that the Zoho Partners branding guidelines may be updated from time to time. It is the responsibility of the partners to ensure that all branding and marketing materials, press releases, online assets, and communications are in accordance with the current organization policies.


Zoho reserves the right to request that partners and/or sponsors modify or remove any branding material that violates these guidelines. In certain cases, we may require partners or event sponsors to change their corporate and/or product names, domain names, social media assets, signage, printed promotional materials, partner website copy or logos, product descriptions, demos, booth design, messaging, and other materials. The partner is solely responsible for the costs associated with rebranding or creating new materials to comply with Zoho's branding guidelines.

Failure to make the necessary changes or remove the branding material as directed by Zoho could potentially impact your status as a Zoho partner. We understand that this situation is not ideal, but it is important to ensure consistency and protect the integrity of our brand.

Please review and familiarize yourself with the Zoho Partner branding guidelines to ensure that your branding material aligns with our requirements. If you have any questions or need clarification, please don't hesitate to reach out to us at:

partner-marketing@zohocorp.com →

Our relationship with our partners is one of our most valuable assets. We are here to assist you!






Building success together!

Logo color codes




Branding elements



CMYK: 4 / 98 / 98 / 0
RGB: 228 / 37 / 39
PANTONE 485 C
#E42527




CMYK: 85 / 14 / 99 / 2
RGB: 8 / 153 / 73
PANTONE 347 C
#089949




CMYK: 87 / 57 / 1 / 0
RGB: 34 / 109 / 180
PANTONE 660 C
#226DB4



CMYK: 1 / 33 / 98 / 0
RGB: 249 / 178 / 29
PANTONE 136 C
#F9B21D



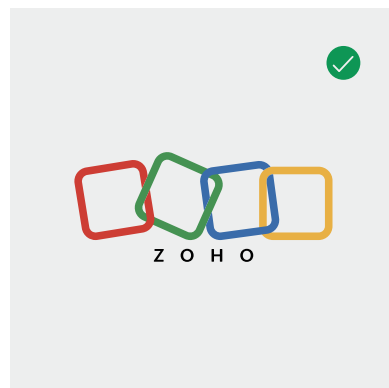
CMYK: 75 / 68 / 67 / 90
RGB: 0 / 0 / 0
PANTONE BLACK
#000000



CMYK: 0 / 0 / 0 / 0
RGB: 255 / 255 / 255
PANTONE WHITE 000C
#FFFFFF

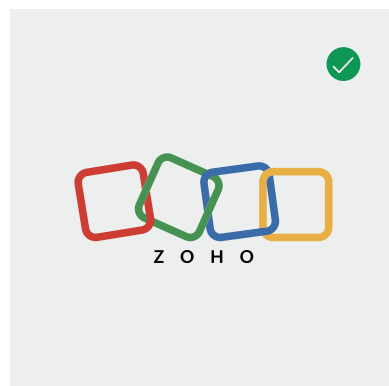
Logo usage

Do's



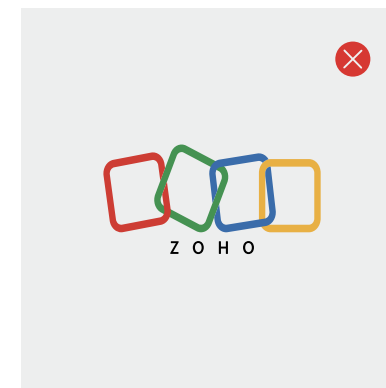
Use standard round numerical values for the logo dimensions.

e.g. 800px, 400px, 200px



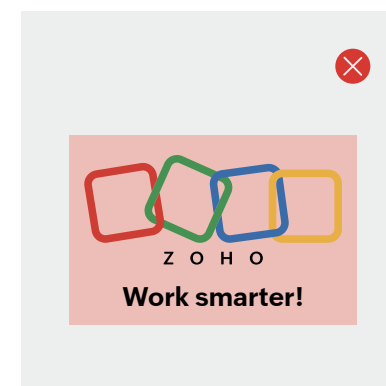
Ensure a minimum clear space of 4px around the logo.

Dont's



Don't squeeze or scale the logo disproportionately.

e.g. 122px, 233px



The Zoho logo may not be combined with any other symbols, words, logos, icons, graphics, images, slogans, numbers, or other design elements.

Zoho bundle logos



Zoho One

Suite of 40+ integrated applications for all your business processes




CRM Plus

Unified platform for customer-facing teams



Workplace

Unified platform to streamline your workflows and boost efficiency



Finance Plus

Comprehensive suite to manage your operations and finances



IT Management

Advanced solutions to manage your IT and business service operations



People Plus

Integrated HR suite for seamless employee experiences



Marketing Plus

All-in-one marketing software to unify all your marketing activities




Projects Plus

The unified platform for all Project management



Zoho logo and product logos

The Zoho logo and products logos may be downloaded from the official branding kit available here:

<https://www.zoho.com/branding/> →




<https://www.zoho.com/branding-kit.html> →





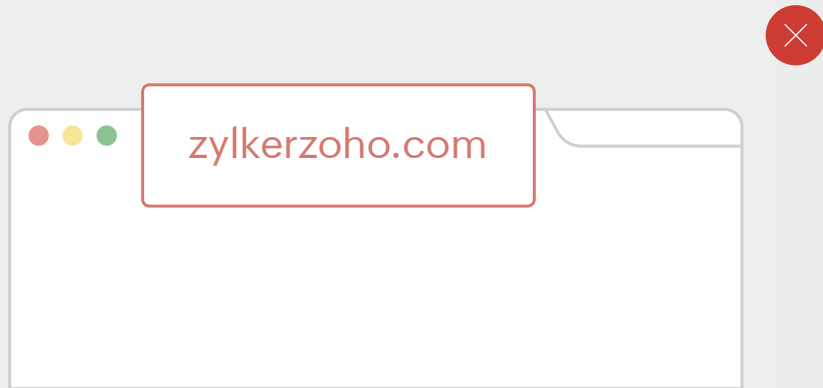
Building success together!

Domain and website

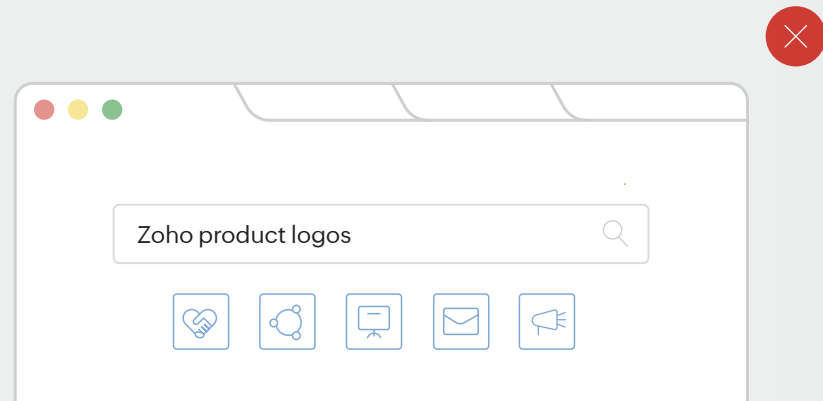


Websites


What should you avoid?



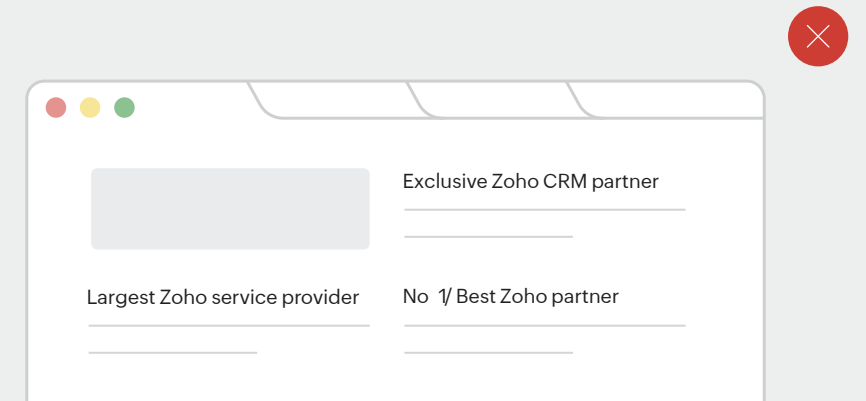
Do not use Zoho as a part of your business name or domain name.



Do not use the Zoho logo and product logos from open sources.



Your organization logo must not imply Zoho affiliation, sponsorship, or endorsement.



Do not imply that you are a subsidiary or the only partner/premium partner in that region.

Zoho Partner website guidelines

Fundamentals of a Partner website

List the Zoho products that you are authorized to consult on.


Talk about the value-added services you provide for Zoho products: Your core consulting practice is the reason why a customer should choose you as a partner.

Add a sign-up link for Zoho products so that customers can sign up through your website and you can get the customer tag.

You may use Zoho's content for direction. However, ensure that **no more than 30%** of your own website content replicates Zoho-owned content.

Use only the Zoho logo and product logos available in the official branding kit for your website, social media, and print media purposes.


As part of our website guidelines, we urge our partners to avoid plagiarism in any form, especially when it comes to repurposing content from the Zoho site or from other Zoho partners.



Usage of Zoho logo and product logos

All materials must include the following attribution clause:

The Zoho logo is a registered trademark of Zoho Corporation.

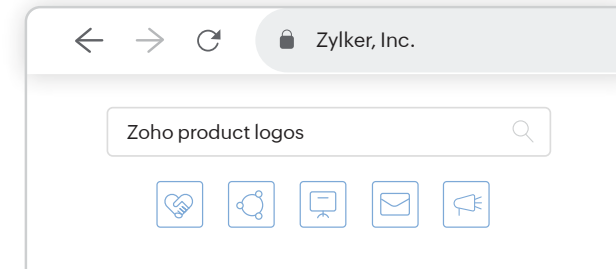


We request that you obtain approval from the Partner team before using any swag and other materials. The Zoho logo cannot be used in any manner that suggests Zoho's association, support, or approval of something, except in cases explicitly allowed by the partnership agreement.

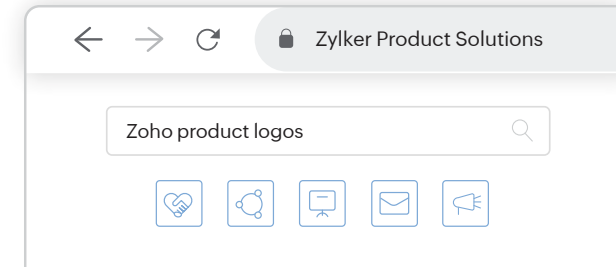
Company and product names

Do's Ensure that your brands, names, domains, and social media assets are unique and separate from those associated with Zoho. It is crucial to differentiate yourself from the Zoho brand.

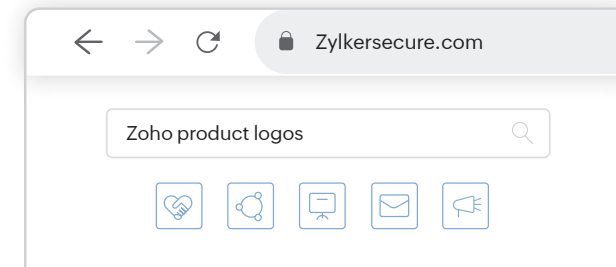
Zylker, Inc.



Zylker Product Solutions



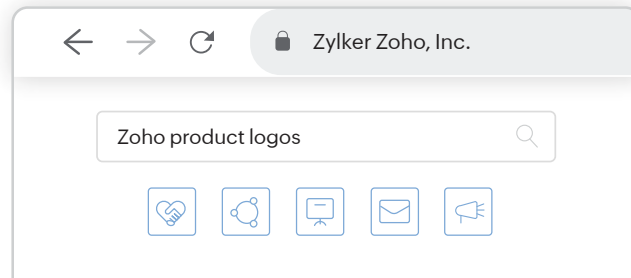
Zylkersecure.com



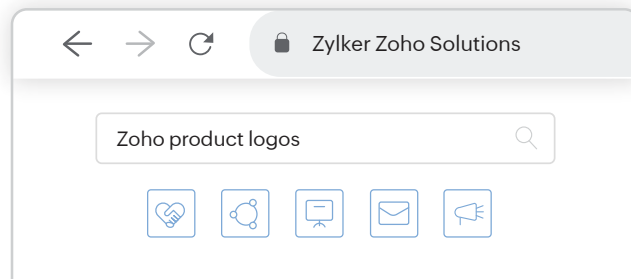
Dont's

Please refrain from utilizing any Zoho brands or names in your company or product names, taglines, social media handles, advertising keywords, or any other branding or source-identifying materials.

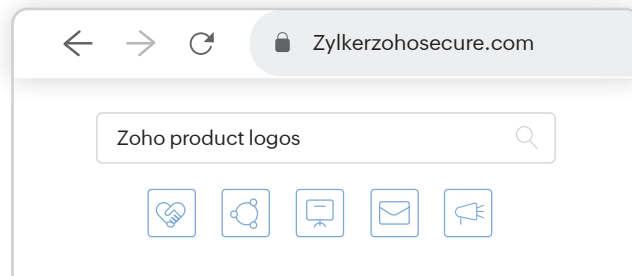
Zylker Zoho, Inc.



Zylker Zoho Solutions




Zylkerzohosecure.com



Note:

While using the Zoho product names for any kinds of marketing or promotional activities, use the way as represented under the [Zoho branding kit](#)






Partners should refrain from using awards in their logo while submitting Partner Profile Request forms.

Domain name



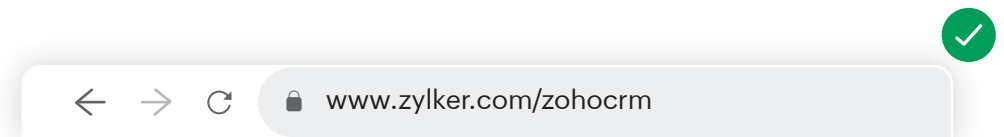
When selecting names for your company and domain, avoid any misrepresentation that could associate your company or domain with Zoho.

Company name examples:



You may use Zoho product names followed by your company name.

Company domain examples:





Marketing

Marketing collateral and co-branding


Do's Create your own unique videos and presentations for both online and in-person events, or direct your audience to Zoho's videos and other marketing assets using call-to-action buttons.

Dont's Do not repurpose Zoho videos, images, audio clips, or any other creative content without obtaining permission from either the central Partner team or the respective regional team. Unauthorized use can result in legal liabilities and infringement issues, as multiple parties may claim rights to the content. Always ensure appropriate authorization before using any Zoho content in your own materials.


Assets suitable for co-branding

Note: The Zoho Partner badge must be the same size and proportions as your company logo on any co-branding asset.


Email headers



Blog posts




Flyers




Solution briefs or case studies




Infopapers



Advertising



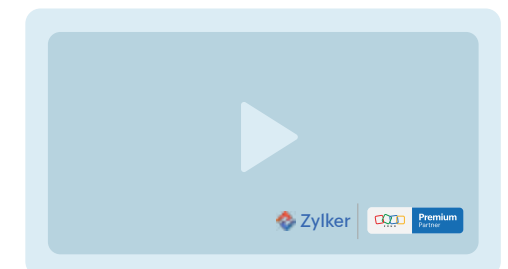
E-books



Event signage



Videos or webinars



Best practices

Joint value proposition

The asset should showcase the combined strengths of Zoho and the partner in a cohesive and mutually beneficial manner. It should highlight how Zoho's solutions complement the partner's offerings and provide added value.

Zoho's contribution

Zoho's role in the asset should primarily focus on educating the reader about how its solutions enhance and integrate with the partner's offerings. Emphasize the incremental value that Zoho brings to the partnership.

The lead position in content generation

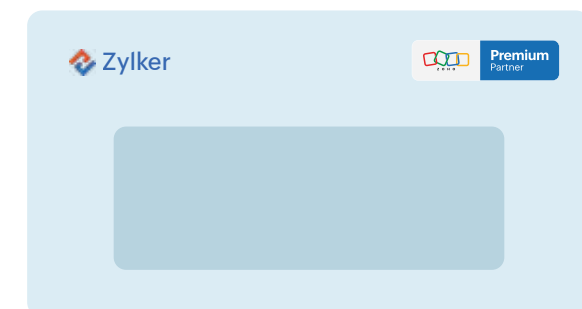
The Partner in charge tends to be the one building the asset. When in the lead position, that Partner's brand will be emphasized in the content..

Alignment with leading brand

The asset should adhere to the visual and tonal guidelines of the leading brand, creating a consistent and cohesive experience for the audience. The design elements, language, and overall presentation should reflect the brand's identity.


Logo lockup placement

Position the lead partner's brand on the left side of a balanced logo lockup. This emphasizes the partner's prominence in the partnership and reinforces their position on the asset.




Social media marketing


Do's Create social media handles, tags, or similar identifiers that accurately represent your company and its brands.



Don't's Don't create social media profiles, handles, tags, or similar identifiers that merge the identity of Zoho or its products with your company or its brands.



Dont's Partners should refrain from using Zoho's product logos as the profile image on their company or product pages.



Dont's For any social media post or marketing collateral, please refrain from using the Zoho logo. In the event of a co-branding initiative, the party that owns and creates the content should place their logo on the left-hand side, and the other party's logo on the right-hand side.

LinkedIn allows companies to create multiple product pages and link them with their company pages. While doing so, partners should avoid using Zoho's product logos.

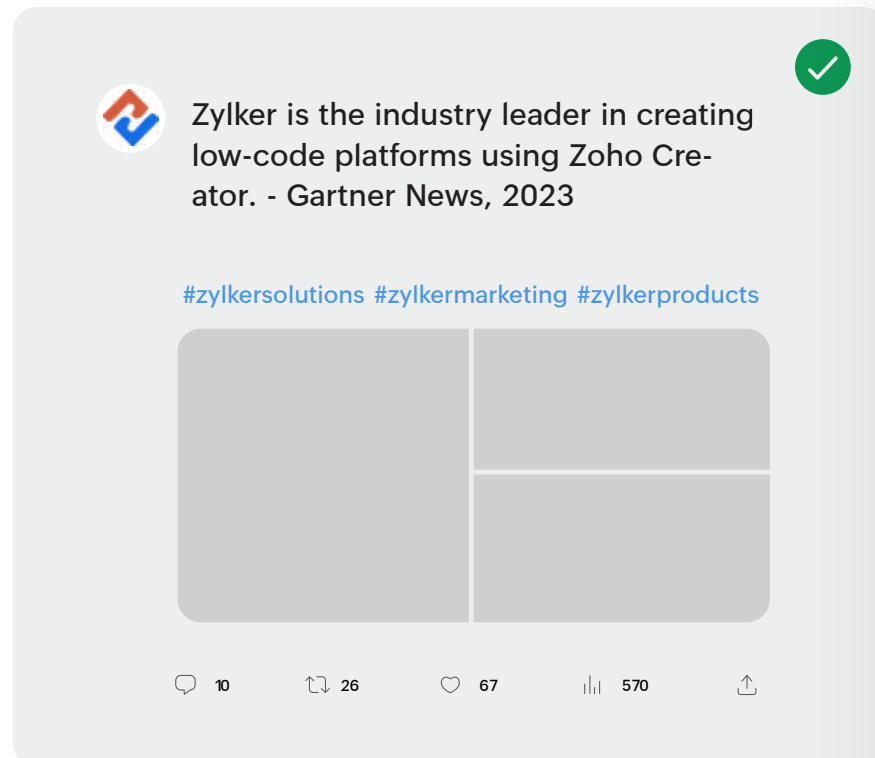
You may access the request form for the Zoho Corp trademark approval for Google and Microsoft ads here:

<https://www.zohocorp.com/trademark-authorization.html> →

Ranking and recognitions

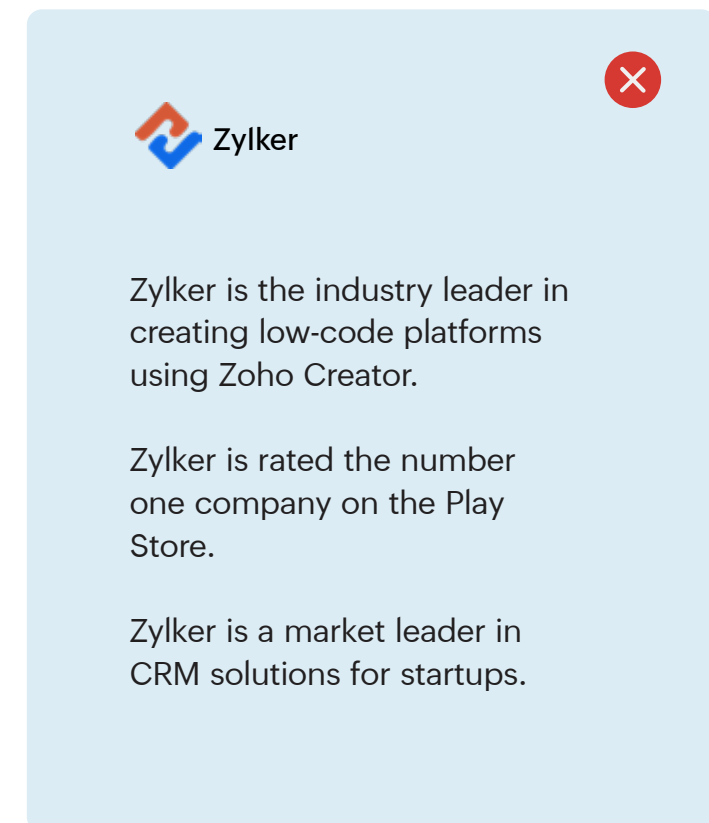
Do's Ensure that all that all statements are accurate, precise, current, and verifiable. Support claims with reliable and truthful information from reputable third-party sources. If applicable, indicate that your offerings are accessible on appropriate platforms.

Example



Don't's Don't make ambiguous, unsupported, or outdated assertions. Refrain from using declarations related to ratings, rankings, or performance. Do not utilize claims that directly reference or quote statements made by Zoho or Zoho employees.

Example



Branding guidelines for events

Zoho will furnish you with the artwork for the Zoho logo, as well as the textual content to accompany specific products and offerings. You may not modify these materials in any manner.

You must get approval from the Zoho Partners Team before using your artwork to represent Zoho at an event.

Zoho-sponsored events

The branding should be done exclusively for the promotion of the Zoho brand and not the partner brand.

Co-sponsored or co-hosted events

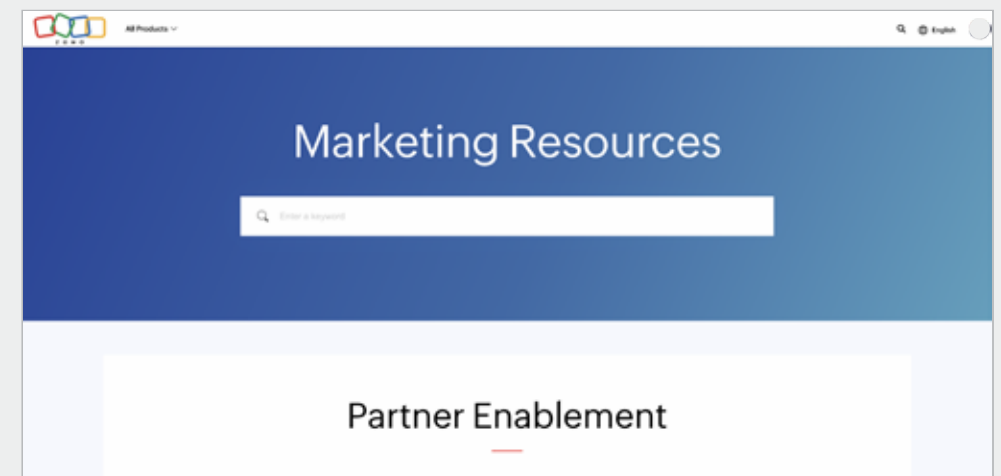
Collaborate with your Account Manager or the Zoho Events team to establish appropriate messaging and allocation of brand space for the event.

Events, webinars and PR

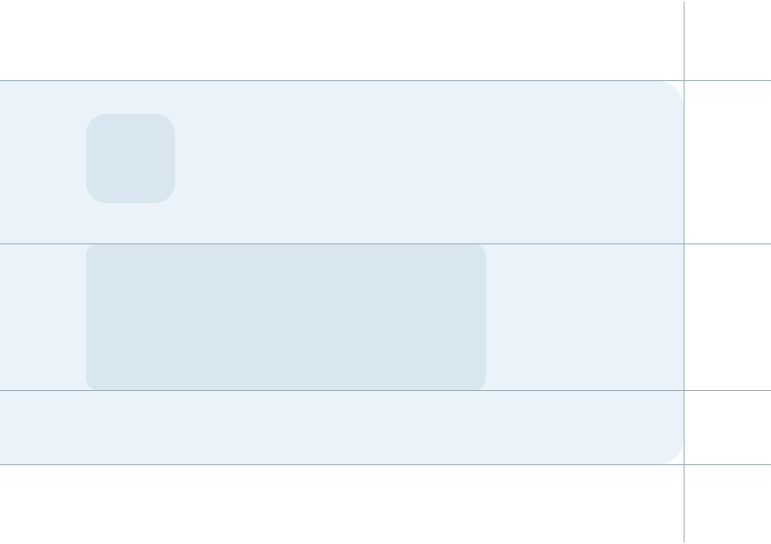
All marketing collateral for events can be accessed in the Partner Portal's branding kit

All the designs used by the partner must be in accordance to the latest standards established by Zoho. This includes the Zoho logo, product logos, Partner program logo, and Partner tiers logo.

You may access the Zoho Partners branding kit here: [partner marketing branding kit](#) →



On-site marketing collateral is subject to approval from the Partner Marketing and Events teams. Please send your materials beforehand for approval.



Do's

Get speakers, client testimonials, and success stories validated by the Zoho partner team.

Submit your presentation in advance to the Zoho partner team for review and approval.

Use either Zoho Backstage, Zoho Meeting, Zoho Training, and Zoho Webinar to host your webinars.

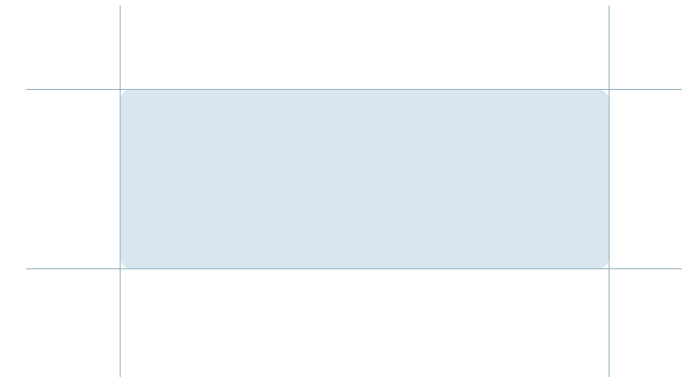
Use Zoho Show to share your presentations.

Don't's

Do not promote competitor products or other brands.

Do not use incorrect or outdated product logos.

Do not share unverified statistics or quotes about Zoho.




Title Naming:


Choose titles that accurately reflect the content of your events, webinars, podcasts, or training programs, while also recognizing partnerships. For example, a title such as "Unlocking Zoho CRM Mastery with Zylker(partner name): A User Training Session" offers greater clarity for your audience and fosters transparency. Avoid names like "Zoho CRM User Training," as they may mislead attendees about the organizer, whether Zoho or its partners.

The following materials require validation from the Zoho partner team:


Standee



Flyer




Backdrop



Banner



Pitch desk or presentation





Building success together!

Zoho Partner badges

The Zoho partner badge stands as a mark of expertise and excellence. It indicates that the partner has been authorized by Zoho. Its right usage helps establish positive association with the Zoho brand, and credibility among clients.


The Zoho partner badge must be used only by partners authorized by Zoho. Partners must always use the correct badge to indicate their contractual relationship with Zoho rightly. Further, we encourage partners to make use of the Zoho Partner Badges available in our media kit, instead of replicating the badge through their own design.

Zoho's partner badges are available in two formats:

Rectangular partner badge



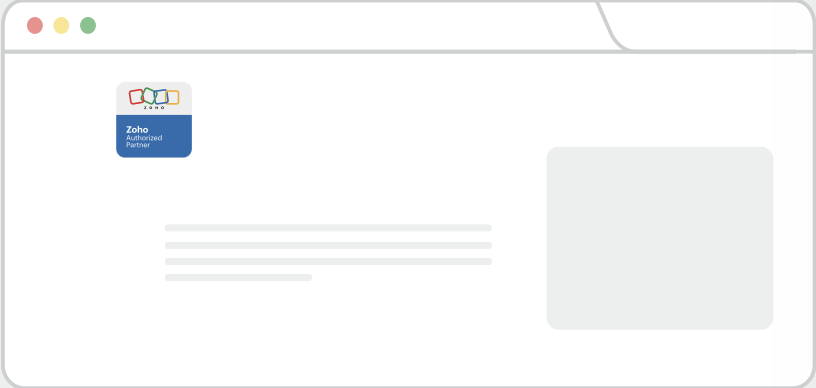
Square partner badge



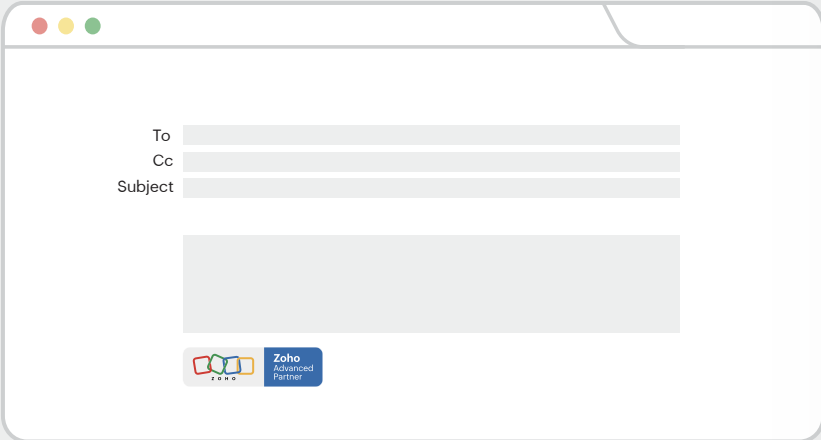
Partners can use any one badge format on their online platforms and other brand collateral to represent their association with Zoho. The choice of format will depend on the space available on your layout.

Zoho partner badges usage


Websites



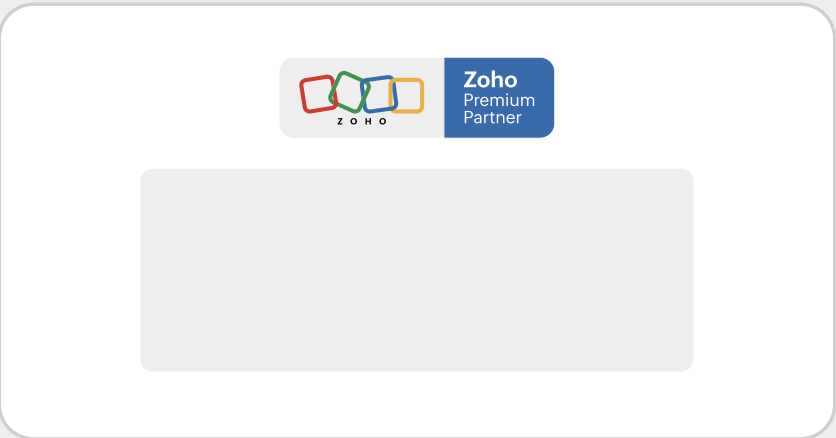
Email templates





Social media pages



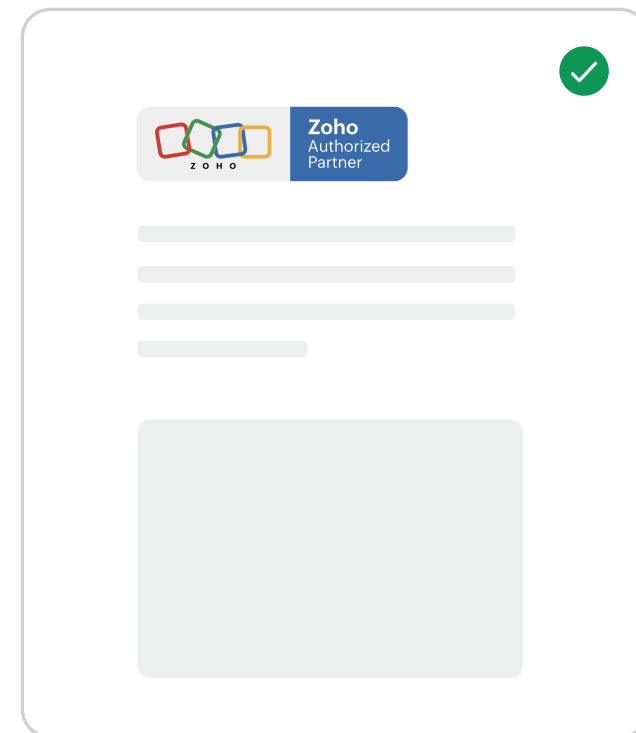
Marketing and sales presentations



Zoho Partner badges

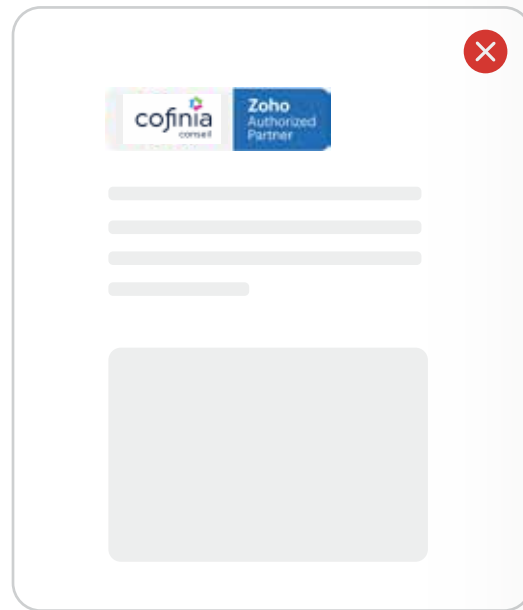


When incorporating the Partner or Premier Partner badge into your marketing materials, it is permissible to adjust the badge size while ensuring that the aspect ratio and badge colors remain unchanged.

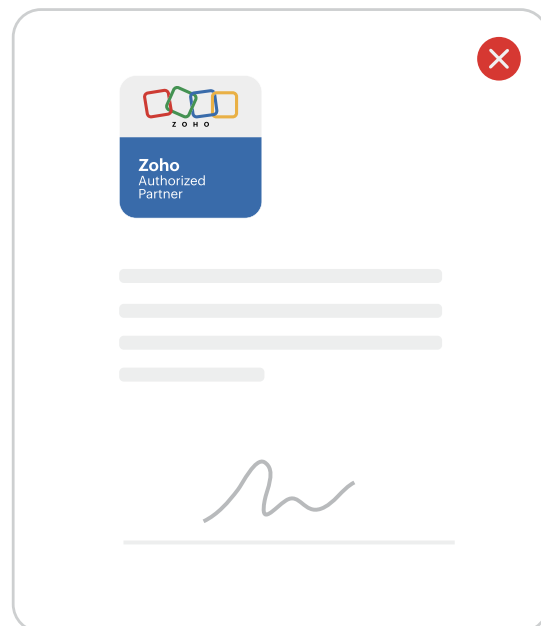
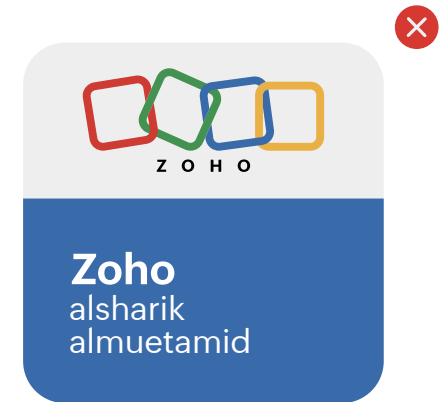


In the event that you utilize the Partner badge in any promotional materials, it is essential to include your company branding alongside the badges.


Do not integrate the Partner badge or any related element with your company logo or app and product icons.



Translation or localization of the Partner badge is prohibited.



Zoho Partners are prohibited from displaying the Partner or Premier Partner badge on invoices or any similar business documents.



The Zoho Partner badge must not eclipse the company name or logos on the website and marketing materials. It should not be presented in a manner that highlights the prominence or visibility of the badge.



Zoho Corporation Pvt Ltd.

Estancia IT Park, Plot no. 140, 151, GST Road, Vallancheri,
Chengalpattu District, Tamil Nadu - 603202, India.

partner-support@zohocorp.com